

A Safer, Stronger Miami County

Investing in our Jail & Justice System



Incarceration Facility (IF) (minimum security)

BUILT IN 1999: POPULATION 98,587

2042 N. County Road 25A Troy, Ohio 45373



- **Opened in 2000 – 30 year life span**
 - **Minimum Security Facility – Designed to hold non-violent misdemeanors**
 - **Construction was funded with state and federal funds – no local funds were used**
- **Cannot house inmates accused of any crime of violence nor any inmate charged with a felony 1, 2, or 3**
 - **4 sixty person pods with inmate capacity of 240**
 - **3 pods are currently staffed, fourth pod is idle**




Downtown Jail (maximum security)

BUILT IN 1970S: POPULATION 84,000

201 W. Main St. Troy, Ohio 45373

Lorem ipsum



**CONSTRUCTED
WITH 1960S
TECHNOLOGY**



NOT DESIGNED FOR:


- **LARGER POPULATION**
- **MODERN STANDARDS**
- **RISING MENTAL HEALTH & ADDICTION CHALLENGES**



**SAFETY &
LIABILITY
RISKS**





Existing Conditions | Downtown Jail




Existing Conditions | Downtown Jail



Existing Conditions | Downtown Jail



Existing Conditions | Downtown Jail



Our Position Statewide

**Miami County incarceration rate:
111 per 100,000 residents**

**Typical Ohio county jail rates:
150-350 per 100,000 residents**

**Miami County is in the lowest 25 of
Ohio's 88 counties, performing better
than most counties statewide on a
per-capita basis.**

Percentile Band (88 counties)	Approx. Jail Rate
Lowest 10 counties	< 90
Lowest 25 counties	90–130
Middle 43 counties	130–280
Highest 10 counties	> 450



Best Practices: What is Miami County already doing to reduce repeat incarcerations?



Miami Co. Mental Health Court

Miami Co. Second Chance Drug Court

Miami Co. Veterans Court

Fully Pardoned Jail Ministry



County Jails Statewide

County	Age of Jail	New or Renovated Facility Status
Miami	54 years	
Greene	52 years	Opened new in 2025
Warren	30 years	Opened new in 2021
Carroll	51 years	Major renovation in 2019
Gallia	59 years	Opened in 2023
Ashtabula	48 years	New jail planning stages
Montgomery	62 years	Behavioral health & medical wing funding

OHIO

The Ohio Jail Safety & Security Program launched under Governor DeWine in 2021.

The program has supplied more than \$230 million in funding for nearly 70 jail projects statewide, including 25 new or renovated jails and over 36 jail security and life safety projects.

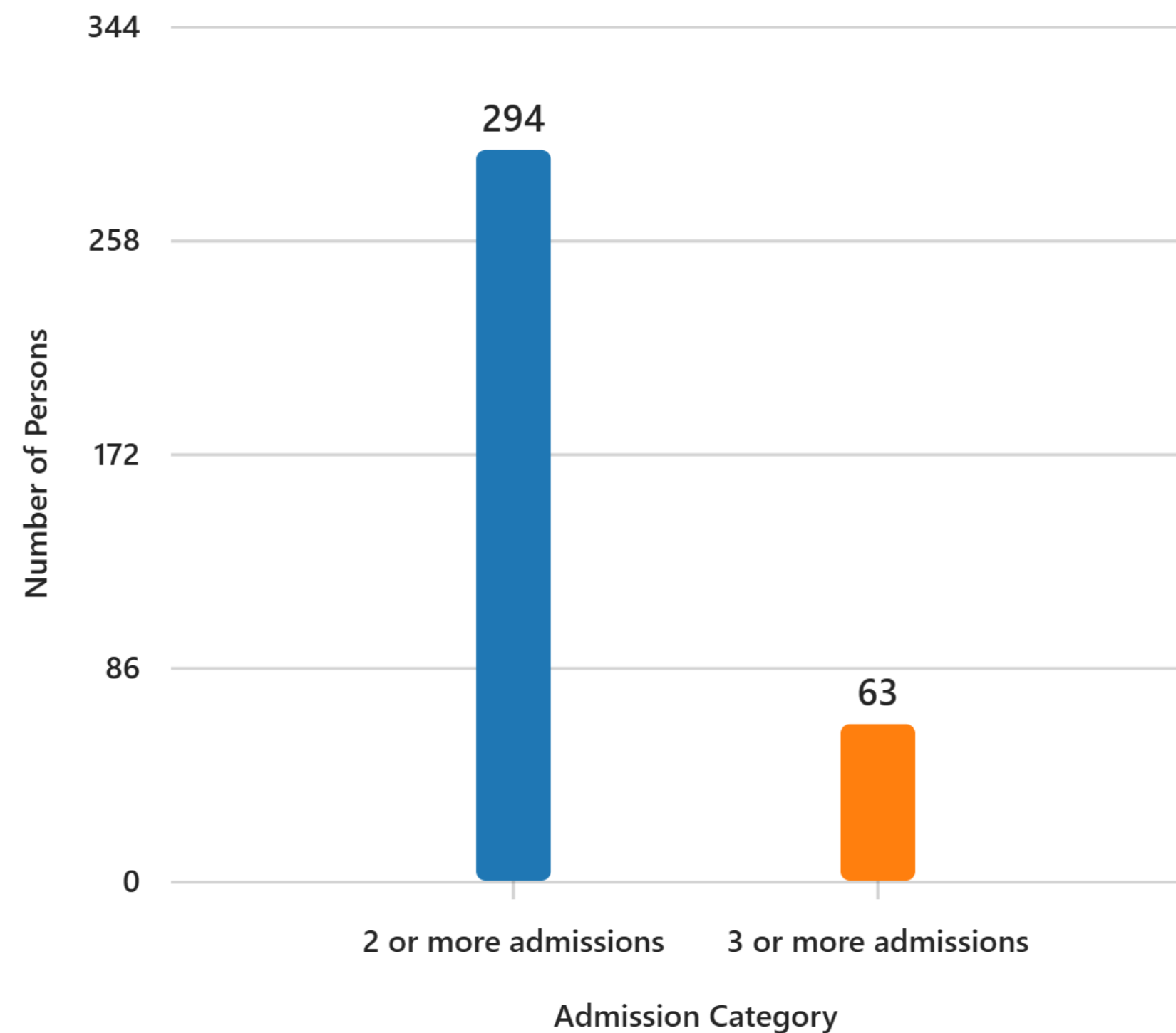
Estimate: \$2.2 billion is needed to address county jail construction statewide.

NATIONWIDE

Estimate: \$75 billion is needed to address county jail construction nationwide.



High Utilizers of the Jail



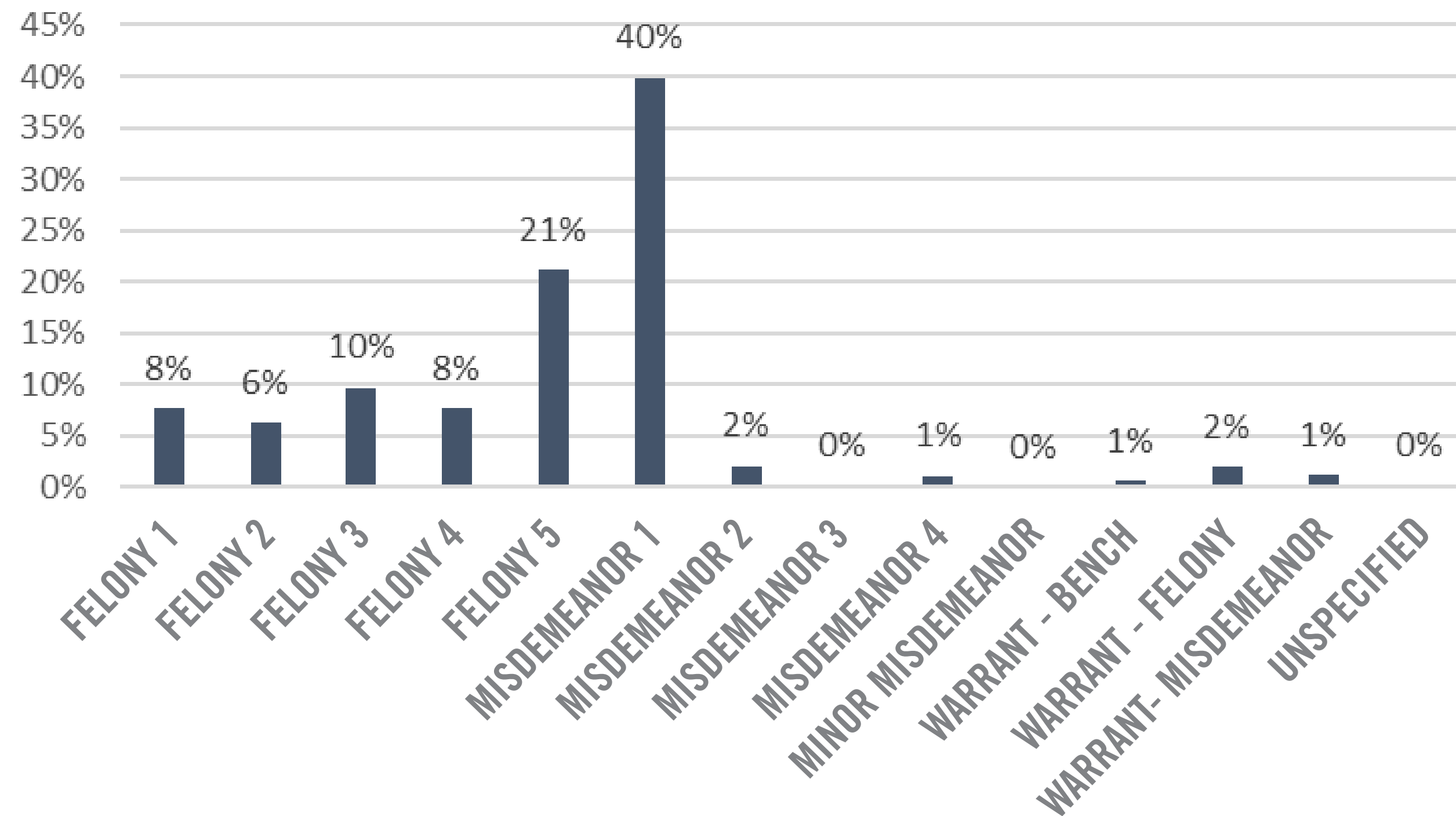
- ★ **294 persons were admitted to the jail 2 or more times and represented 41.9 ADP (35%)**
- ★ **63 persons were admitted to the jail 3 or more times and represented 10.7 ADP (9%)**
- ★ **Since depopulation during COVID, ADP is rising at a rate of 2.6 annually**

ADP = Average Daily Population



Inmate Charges | 2023

Male ADP Distribution - 2023
by Charge Type



MALES

- ★ 93% have a misdemeanor 1 charge or higher
- ★ 53% have a felony charge

FEMALES

- ★ 91% have a misdemeanor 1 charge or higher
- ★ 50% have a felony charge

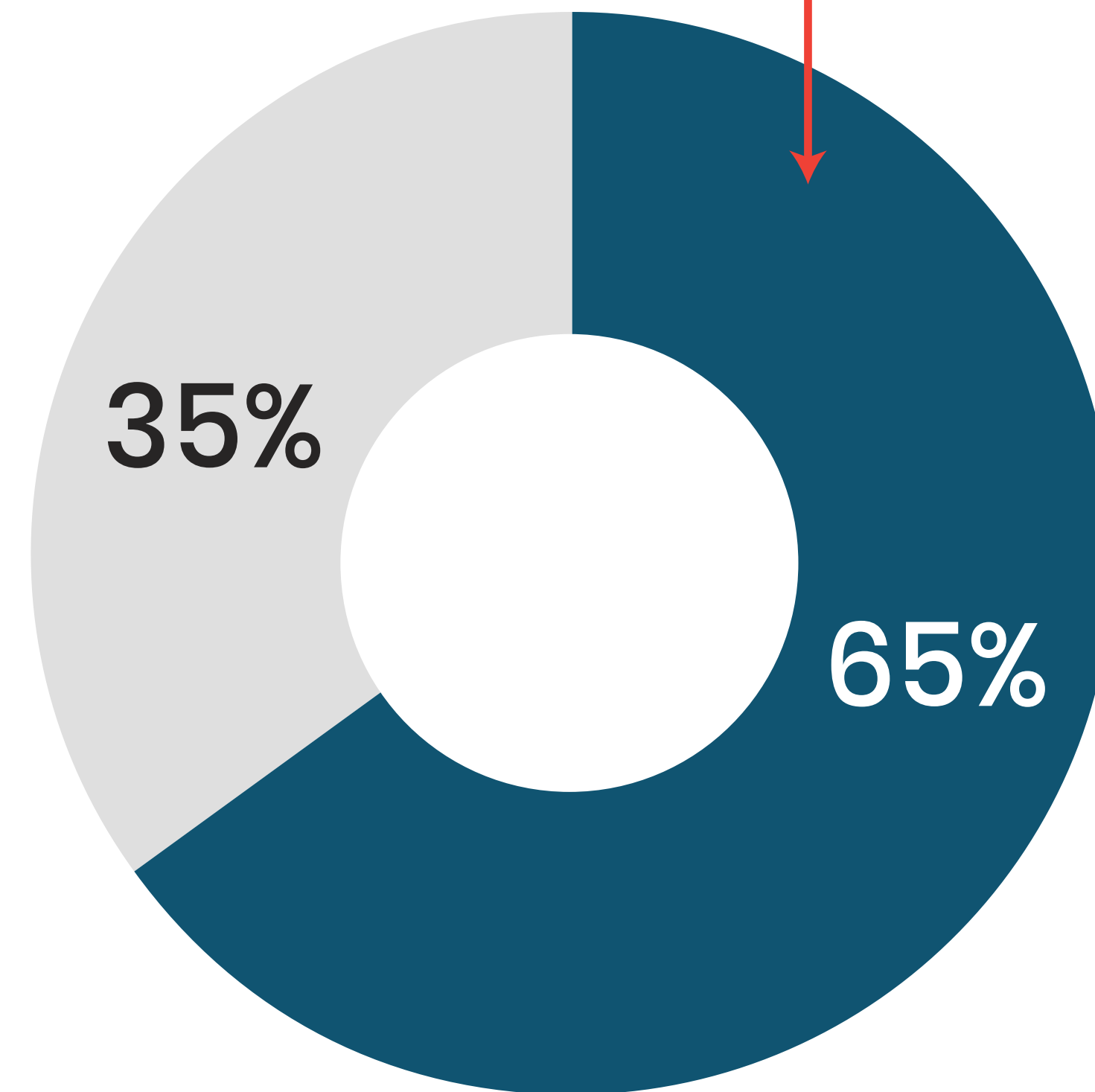


The CHALLENGE Today: INMATE

65% of all inmates have a mental health issue, substance abuse issue or both

Jail has **0 infirmary beds** but has turned into a detox and mental health facility

Average length of stay downtown: **13 days**



The CHALLENGE Today: STAFF

Mid 1980s: state mental health was defunded.

Staff is being paid **overtime** to guard hospital rooms.

12 hours shifts – Average length of stay downtown: **10 years**

Poor infrastructure pressures understaffed teams to **do more with less.**

Unsafe, stressful, and poorly maintained work environments contribute to **PTSD, anxiety, burnout, and higher turnover.**



The SOLUTION + Project Goals

- ★ **Meet jail bed capacity needs** until the year 2050
- ★ **Meet needs for today's detainee & growing female population**
- ★ **Meet needs detainees with Mental Health/SUDs**
- ★ **Enhance Medical Care in-house** to reduce hospital trips & furloughs
- ★ **Enhance Reintegration through enhanced therapies**
- ★ **Put the jail under one roof** to improve staffing efficiency & enhance medical & MH care
- ★ **Combine jail + Sheriff's Office** to improve communications & eliminate space redundancies
- ★ **Provide EMA + back-up 911 in Sheriff's Office**
- ★ **Free up one third of the Safety Building for offices + courts**



Options **HDR** Needs Assessment & Master Plan

**OPTION
1**

**OPTION
2**

**OPTION
3**



Of the 3 options presented, option 2 was selected:

Construction Summary

JAIL

- New 200 bed full-service jail built on county land with all infrastructure. 63,781 GSF of new construction.
- Hard Cost: \$67.1 million
- Project Cost: \$80.5 million

MCIF

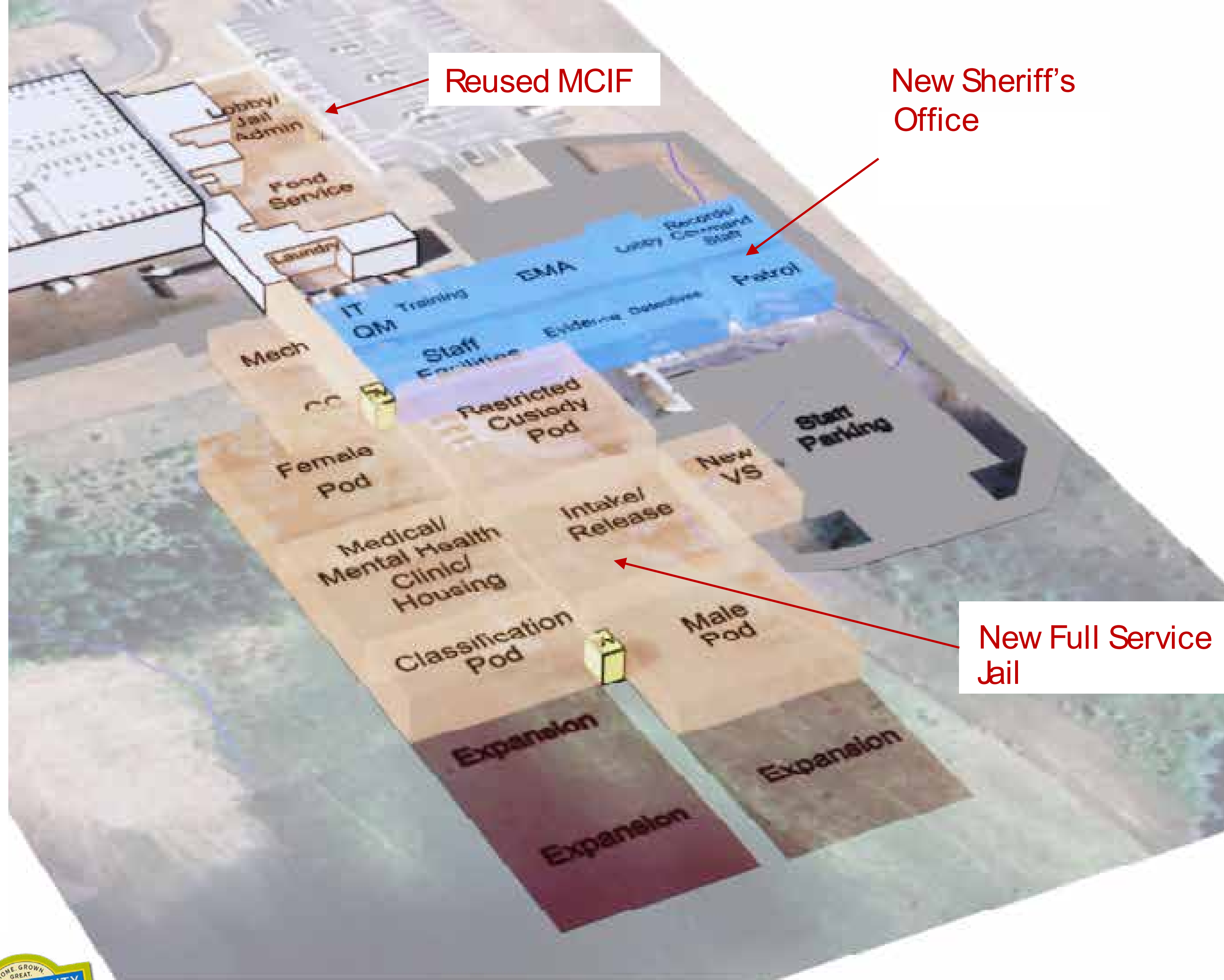
- Reuse for Minimum Security (capacity = 240 beds)
- Upgrades needed

SHERIFF'S OFFICE + EMA

- 24,637 GSF
- Hard Cost: \$15.6 million
- Project Cost: \$18.7 million

COST

- Project Cost = \$103.1 million (includes \$5.5 million for upgrades to MCIF)
- CO Staffing = 64.6 Correctional Officers \$6.0 million annually with benefits



Construction Cost



**Residential Per
Square Foot Average:
\$225**

vs.



**Jail Per Square
Foot Estimate:
\$1,261**



Why the high cost?

Security Infrastructure



Reinforced walls, tamper-proof fixtures, electronic locking systems.

Specialized Spaces + Durability



Medical units, segregation areas, control rooms. Materials designed for decades of use and vandal resistance.

Compliance & Regulations



Strict regulations for safety, ADA, and inmate rights.

Technology Integration



Surveillance, biometric systems, and centralized controls.

Prevailing Wage



Can raise total labor cost by 10-20% and often exceeds local non-union wages by 20-40%




Cost to Taxpayers

Proposal: 0.5% sales tax
(1/2 of one percent)
Sunset sales tax after 10 years


Food and groceries are not taxed.

Visitors and shoppers from outside of Miami County help share the cost.

Example 1



Example 2



Resolution Language

26-01-117
01/29/26

That, subject to the approval of a majority of the electors voting on the question, the rate of the existing sales tax levied upon retail sales and use tax in the County of Miami, Ohio (the “County”) pursuant to Chapter 5739 of the Ohio Revised Code is hereby increased by one-half of one percent **for a period of ten years**, commencing October 1, 2026. The proceeds derived from such additional one-half of one percent shall be used, pursuant to Section 5739.021(A) of the Ohio Revised Code, for the purpose of constructing, acquiring, equipping, or repairing a detention facility in the County. One hundred percent (100%) of each distribution of the proceeds of such tax to the County shall be applied to such purpose, including paying debt service on obligations issued for such purpose.

PROPOSED SALES AND USE TAX INCREASE

MIAMI COUNTY

A Majority Affirmative Vote Is Necessary For Passage

The Board of County Commissioners of Miami County proposes to levy a sales and use tax in the amount of one-half of one percent (1/2%) for the purpose of CONSTRUCTING, ACQUIRING, EQUIPPING, OR REPAIRING A DETENTION FACILITY IN THE COUNTY, for a period of ten years, commencing October 1, 2026.

YES	SHALL THE RESOLUTION OF THE MIAMI COUNTY COMMISSIONERS PROPOSING A ½% INCREASE IN THE SALES AND USE TAX BE APPROVED?
NO	



Jail Funding

The County could pay off a \$70M project in about 8 years, instead of stretching debt for 20–30 years.

TAXPAYER SAVINGS:
Roughly \$17M–\$33M in interest

Our 10 Year Plan

\$70M bond at 3.5% with \$10M per year payments
Payoff: ~8.2 years
Total interest paid: ≈ \$11.7M

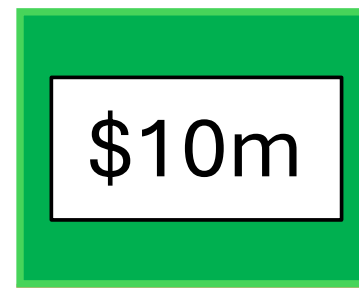
Typical 30 Year Bond

Annual payment: ≈ \$3.81M
Total interest: ≈ \$44.3M
Interest saved: \$32.6 M

20 Year Bond

Annual payment: ≈ \$4.93M
Total interest: ≈ \$28.6M
Interest saved: About \$16.9M

\$95 (100) m



County Funds
Over 3 to 5 years



Grants
Federal and State



Total Bond of \$70m
over 10 years (at 3.5%)
incurs \$9m
annual debt
service

0.5% sales tax
estimated to
generate \$10m
per year

Annual
estimated
excess


Offset price over \$95m

Payoff bond early



Infrastructure & Staffing

- ★ Miami County has the land and infrastructure for expansion at IF (25-A location).
- ★ This would free up 1/3 of the Safety Building for current needs and future growth.
- ★ Free up 40 parking spaces downtown.
- ★ No additional staffing would be required.



In Conclusion

- ★ Keeps Miami County safe and secure
- ★ Protects taxpayer investment with a long term solution
- ★ Costs the average family pennies per day
- ★ Addresses the mental health crisis inside our jail system
- ★ Provides room for county growth without raising property taxes

Annual Increase of Construction Costs: \$2.5M



More Information...



- ★ Today's presentation
- ★ Jail video
- ★ HDR Needs Assessment
- ★ Q&A



CITIZENS FOR A
★
SAFER
STRONGER
MIAMI COUNTY
OHIO



To get connected, scan above or email:
citizensformiamicounty@gmail.com

Tom Parker, Chair
Dick Cultice, Treasurer